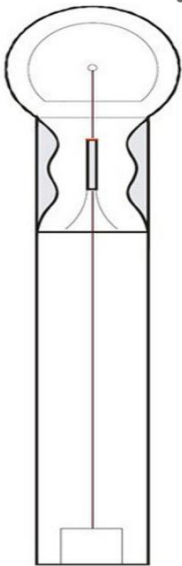
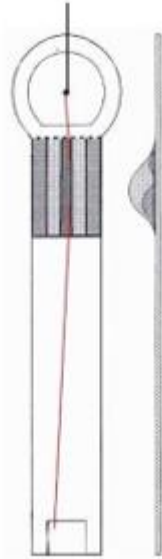


**Turnier Bahn 1**



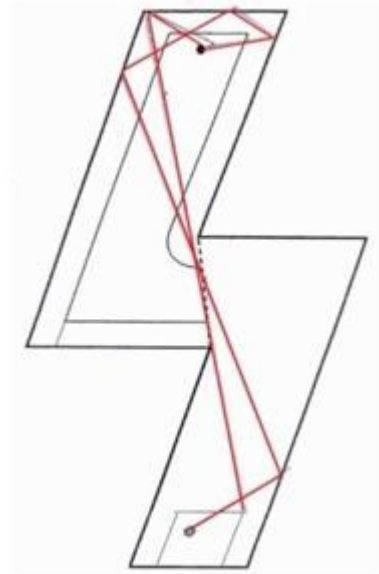
Rohrhügel  
mg Pacman 1-3 SV 17

**Bahn 2**



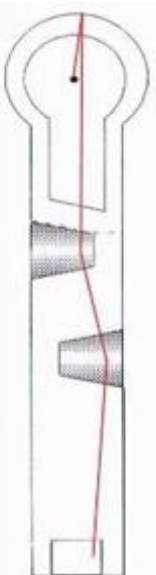
Unregelmäßige Passagen  
mg18, Wat rot

**Bahn 3**




Blitz  
363, 443,  
gerade: Wat rot, mg28

**Bahn 4**



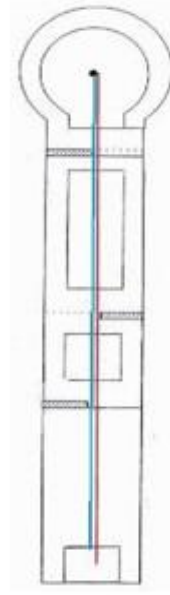
Stumpfe Kegel  
DM 84, 313, 513

**Bahn 5**



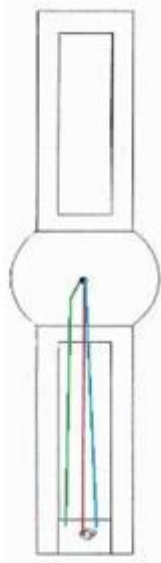
Doppelwelle  
Filzgolf roh mgcl4 roh

**Bahn 6**




Gerade mit Hindernissen  
mgcl1 231(3D) Wat rot

Bahn 7



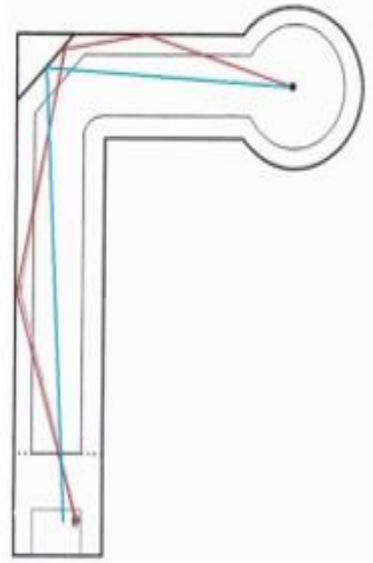
Mittelkreis  
BDV

Bahn 8



Vulkan  
BDV

Bahn 9



Rechter Winkel  
DM 84, 637 (3D)

Bahn 10



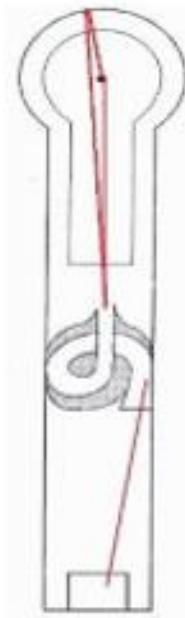
Labyrinth  
BDV Gerade oder Bande

Bahn 11



Salto  
H4, 231 (3D) über das Hol  
143 roh (3D) links vorbei  
mit Schnitt

Bahn 12

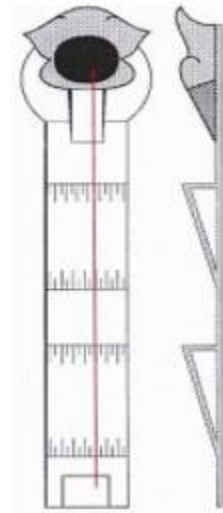
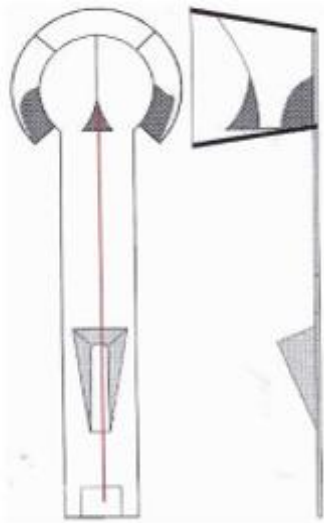


Liegende Schleife  
213 (3D)  
263

Bahn 13

Bahn 14

Bahn 15



BDV

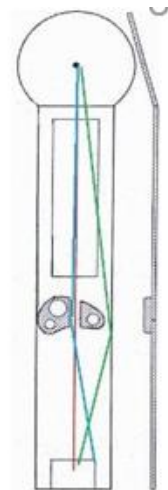

Schweres Glas  
mgcl5, IQ

BDV

Bahn 16

Bahn 17

Bahn 18



Gerade mit  
Zielkreisfenster  
Migo 30, 613  
DM 83, 84

Brücke  
213. 243 (3D)  
rosa Grenchen

Schräger Kreis  
mit Niere  
von rechts auf anlegen WAT blau (3D)  
gerade BDV  
rechte Bande mgcl5